

Novice Junior W/T Equitation  
Novice Senior W/T Equitation  
Open W/T Huntseat Equitation  
Novice W/J Horsemanship  
Open W/J Western Horsemanship

Classes 13, 15, 24, 42 & 48



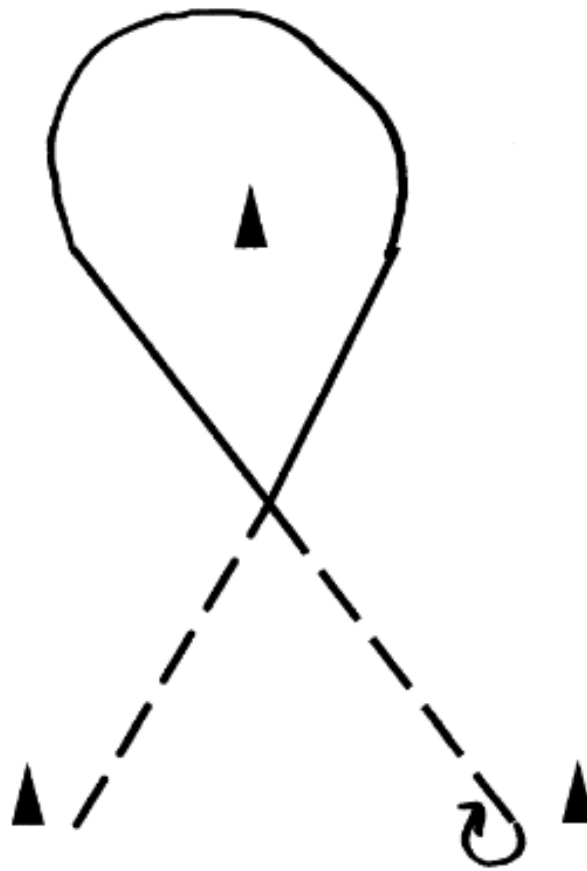
Equitation:

1. Start at A
2. Walk 1/2 way to B
3. Posting Trot around B
4. Halfway to C sitting Trot
5. Stop at C
6. Back 4 steps

Horsemanship

1. Start at A
2. Walk 1/2 way to B
3. Extended Jog around B
4. Halfway to C Jog
5. Stop at C
6. Back 4 steps

Junior Huntseat Equitation &  
Senior Huntseat Equitation &  
Open Western Horsemanship  
Classes 25, 26, & 48



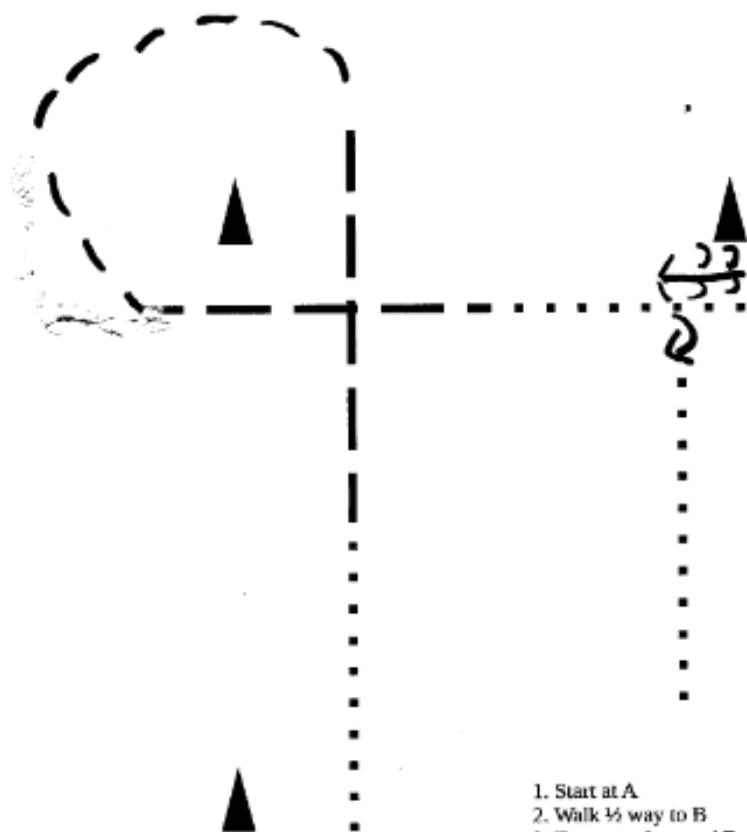
Equitation:

1. Start at A
2. Posting Trot from A toward B
3. Left Lead Canter halfway to B
4. Canter around B and 1/2 way to C
5. Halfway to C execute a sitting trot to C
6. Stop at C
7. 180 degree turn on the forehand

Horsemanship

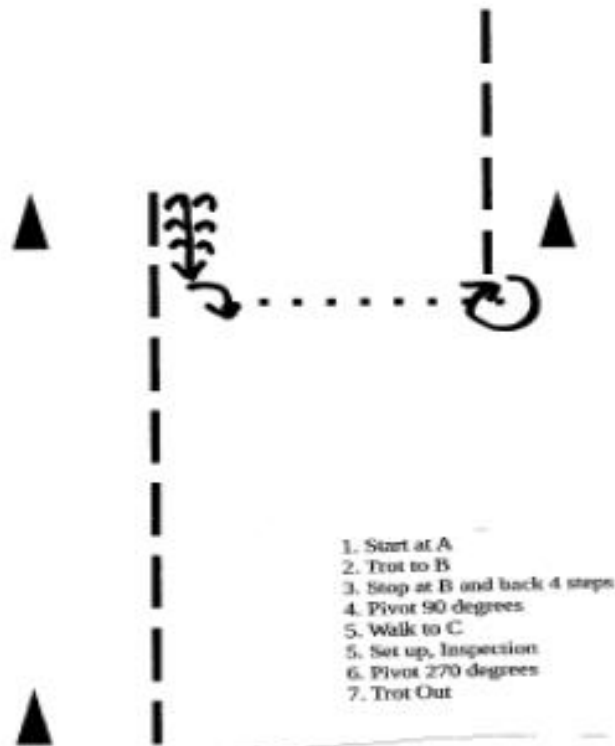
1. Start at A
2. Extended jog from A toward B
3. Left Lead Lop halfway to B
4. Lope around B and 1/2 way to C
5. Halfway to C execute jog to C
6. Stop at C
7. 180 degree turn on the forehand

Junior Showmanship  
Class 39



1. Start at A
2. Walk  $\frac{1}{2}$  way to B
3. Trot to and around B
4. Trot  $\frac{1}{2}$  way to C and walk
5. Set up, Inspection
6. Back 4 steps
7. Pivot 90 degrees and walk out

# Senior Showmanship Class 40

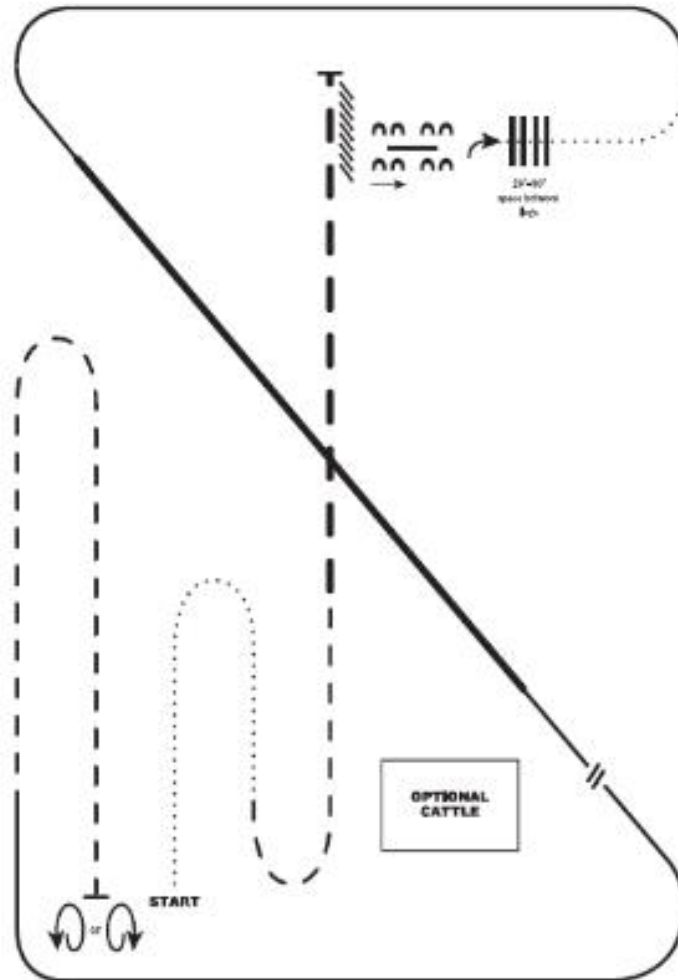


# Open Ranch Riding Class 49

## RANCH RIDING - PATTERN 7

### LEGEND

.....	Walk
++++	Extended Walk
---	Trot
--- ---	Extended Trot
—	Lope
— —	Extended Lope
~~~~~	Back
W	Lead Change



1. Walk
2. Trot
3. Extended trot
4. Stop and back
5. Side pass right over log
6. 1/4 turn right, walk over logs
7. Walk
8. Lope left lead
9. Extended lope left lead
10. Collect lope, change leads (simple or flying)
11. Lope right lead
12. Trot
13. Stop, one 360° turn either direction

Note: The drawn description of this pattern is only intended for the general depiction of the arena. Exhibitors should utilize the arena space to best exhibit their horses.

## Open Ranch Reining Class 51

1. Run in past middle marker. Stop.
2. Back 8-10 feet to center of arena.
3. 3 spins to the right.
4. 3/4 to the left.
5. Begin on the right lead, lope circles, first large fast, second small slow; change leads to the left.
6. First circle small slow; second circle large fast; change leads.
7. Run down and stop. Roll back to the left
8. Randon and stop. Roll back to the right
9. Run down and stop. Hesitate to show completion.

***Rider must drop bridle to the designated judge***

